

---

# Office of the Refugee Applications Commissioner

---



## Monthly statistical report March 2016

### Contents

#### Page 1

- Overview of applications

#### Page 2

- Activity breakdown for March, 2016

#### Page 3

- Cases processed to completion for 2002 to 2016

#### Page 4

- Applications received and cases processed to completion which are subject to a Ministerial Prioritisation Directive under section 12 of the Refugee Act, 1996.

#### Page 5

- Applications for asylum (top 5 nationalities)

#### Page 6

- Family Reunification data

Table 1 - Activity from 20/11/2000

<b>Applications</b>	<b>Pre 2003</b>	<b>2003</b>	<b>2004</b>	<b>2005</b>	<b>2006</b>	<b>2007</b>	<b>2008</b>	<b>2009</b>	<b>2010</b>	<b>2011</b>	<b>2012</b>	<b>2013</b>	<b>2014</b>	<b>2015</b>	<b>2016</b>	<b>Total</b>
New applications for a declaration as a refugee	*11598	7,483	4,265	4,304	4,241	3,933	3,807	2,660	1,918	1,282	940	938	1,438	3,271	540	41,020
Re-applications for a declaration as a refugee	*36	417	501	19	73	52	59	29	21	8	16	8	10	5	4	1,222
<b>Total applications for a declaration as a refugee</b>	<b>*11634</b>	<b>7,900</b>	<b>4,766</b>	<b>4,323</b>	<b>4,314</b>	<b>3,985</b>	<b>3,866</b>	<b>2,689</b>	<b>1,939</b>	<b>1,290</b>	<b>956</b>	<b>946</b>	<b>1,448</b>	<b>3,276</b>	<b>544</b>	<b>42,242</b>
Balance of applications awaiting a recommendation from 17/11/00	9,427															
Applications received from 20/11/00	23,091	7,900	4,766	4,323	4,314	3,985	3,866	2,689	1,939	1,290	956	946	1,448	3,276	544	65,333
Decisions returned for processing	295	36	148	185	213	123	136	133	121	75	63	53	7	3	1	1,592
Previous DII determinations where transfer completed [Deemed Withdrawn S22(8)]	0	0	0	4	8	80	266	227	147	96	79	65	10	11	0	993
<b>No. of applications processed since 20/11/00</b>	<b>32,812</b>	<b>7,936</b>	<b>4,915</b>	<b>4,506</b>	<b>4,526</b>	<b>4,108</b>	<b>4,002</b>	<b>2,822</b>	<b>2,060</b>	<b>1,361</b>	<b>1,022</b>	<b>991</b>	<b>1,424</b>	<b>1,429</b>	<b>28</b>	<b>73,942</b>
<i>Unprocessable</i>	<i>1</i>	<i>0</i>	<i>0</i>	<i>1</i>	<i>1</i>	<i>0</i>	<i>0</i>	<i>0</i>	<i>0</i>	<i>0</i>	<i>0</i>	<i>1</i>	<i>1</i>	<i>0</i>	<i>5</i>	<i>10</i>
<b>No. of applications outstanding</b>	<b>0</b>	<b>0</b>	<b>-1</b>	<b>1</b>	<b>0</b>	<b>0</b>	<b>0</b>	<b>0</b>	<b>0</b>	<b>4</b>	<b>-3</b>	<b>7</b>	<b>30</b>	<b>1,850</b>	<b>512</b>	<b>2,400</b>

It should be noted that the above figures refer to the year in which the application was lodged and NOT to the year in which it was processed.

These statistics reflect activity since the implementation of the Refugee Act 1996 (as amended) on 17/11/2000.

#### Processing of Outstanding Applications

All adult applicants are scheduled for interview. In March 563 interviews were scheduled. Excluding interviews postponed, applicants attended in 82.5% of cases.

During the month, because of the nature of the caseload concerned, a proportion of cancelled substantive interviews were also re-scheduled as interviews under the EU Dublin III Regulation.

#### Decisions Returned for Processing

These are EU Dublin Regulation cases in which their transfers have expired and which have therefore been returned to ORAC for further processing.

The total number of cases returned for processing in 2016 is 7 as at 31 March.

\*2002 only

Table 2 - Activity breakdown for March 2016

**Applications**

New applications for a declaration as a refugee	138
Re-applications for a declaration as a refugee	0
<b>Total applications for a declaration as a refugee</b>	<b>138</b>

**Outcomes**

Recommendations to grant an applicant refugee status	30		
Recommendation to refuse an applicant refugee status			
▪ Where section 13(4)(b) applies	90		
▪ Where section 13(5) applies	0		
	- Withdrawn	12	
▪ Where section 13(2) applies		- Deemed Withdrawn	37
		- Total	49
▪ Where section 22(8) applies	1		
▪ Determinations made under the EU Dublin III Regulation	69		
Unprocessable	0		
Amendment / Adjustment	0		
<b>Total outcomes</b>	<b>239</b>		

**Additional activity**

Applications returned for processing	2
Recommendations withdrawn/reviewed	0
Previous Dublin determinations where transfer completed [Deemed Withdrawn s.22(8)]	1
<b>Total additional cases</b>	<b>3</b>

**Table 3 - Cases Processed to Completion [2002 to 2016 (31/03)]**

	2002	2003	2004	2005	2006	2007	2008	2009	2010	2011	2012	2013	2014	2015	2016
Positive recommendations	894	345	430	455	397	376	295	97	24	61	67	128	132	152	89
Negative recommendations following interview	5,965	5,461	4,906	3,952	3,249	2,621	2,942	2,612	1,309	1,050	700	582	661	668	285
Other negative recommendations and cases withdrawn	7,565	3,509	1,562	835	598	811	964	797	596	480	287	252	246	430	162
Determinations made under the Dublin Convention / EU Dublin Regulation	191	237	243	439	540	368	385	402	263	243	144	160	21	302	202
Unprocessable	586	-911	-20	1	0	-24	-1	0	0	0	0	1	0	0	6
Amendment/Adjustment							-4								
<b>Total</b>	<b>15,201</b>	<b>8,641</b>	<b>7,121</b>	<b>5,682</b>	<b>4,784</b>	<b>4,152</b>	<b>4,581</b>	<b>3,908</b>	<b>2,192</b>	<b>1,834</b>	<b>1,198</b>	<b>1,123</b>	<b>1,060</b>	<b>1,552</b>	<b>744</b>

It should be noted that the above figures refer to the year in which the outcomes were made, and not to the year in which the applications were lodged.

Table 4

Applications received and cases processed to completion which are subject to a Ministerial prioritisation directive under Section 12 of the Refugee Act 1996 - March 2016

**Applications**

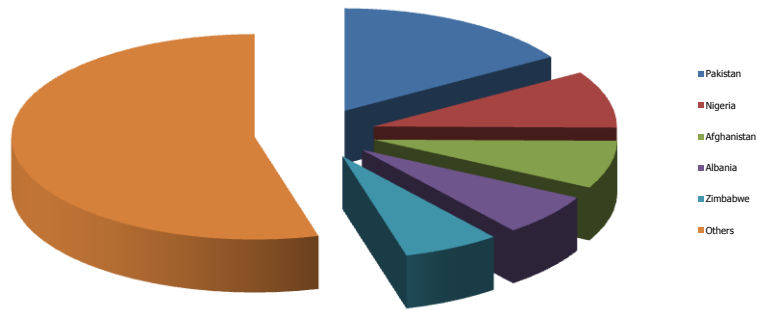
**Total applications for a declaration as a refugee 9**

**Outcomes**

Recommendations to grant an applicant refugee status	0
Recommendation to refuse an applicant refugee status	
▪ Where section 13(4)(b) applies	2
▪ Where section 13(5) applies	0
	- Withdrawn 0
▪ Where section 13(2) applies	- Deemed Withdrawn 0
	- Total 0
▪ Where section 22(8) applies	0
▪ Determinations made under the EU Dublin III Regulation	0
Unprocessable	0
<b>Total outcomes</b>	<b>2</b>

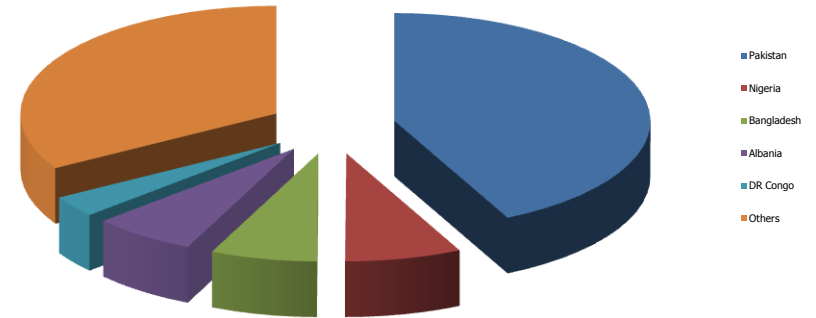
Table 5 - Applications for a declaration to be a refugee (top 5 nationalities)

Applications in 2016 (31/03)



Nationality	Applications	% of total
Pakistan	88	16.2
Nigeria	49	9.0
Afghanistan	41	7.5
Albania	36	6.6
Zimbabwe	35	6.4
Others	295	54.2
<b>Total</b>	<b>544</b>	<b>100.0</b>

Applications in 2015 (31/03)



Nationality	Applications	% of total
Pakistan	267	42.7
Nigeria	46	7.4
Bangladesh	42	6.7
Albania	41	6.6
DR Congo	20	3.2
Others	209	33.4
<b>Total</b>	<b>625</b>	<b>100.0</b>

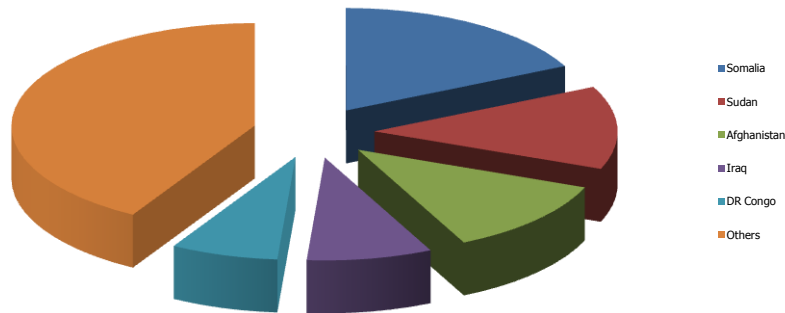
**Table 6 - Family Reunification**

Monthly / Year-to-date activity	Applications		2016	
	Applications	Dependants	Applications	Dependants
Family Reunification files received by ORAC	14	31	84	199
Family Reunification files returned to the Minister	19	58	53	129

Applications outstanding as at 31 March: 201

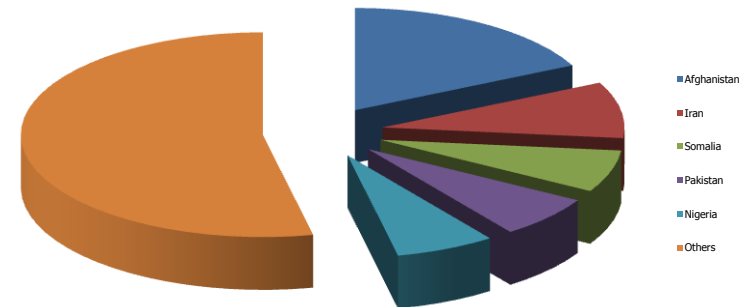
**Table 7 - Family Reunification files received [Top 5 Nationalities]**

Applications in 2016 (31/03)



Nationality	Applications	% of total
Somalia	15	17.9
Sudan	11	13.1
Afghanistan	10	11.9
Iraq	7	8.3
DR Congo	6	7.1
Others	35	41.7
<b>Total</b>	<b>84</b>	<b>100.0</b>

Applications in 2015 (31/03)



Nationality	Applications	% of total
Afghanistan	8	17.8
Iran	4	8.9
Somalia	3	6.7
Pakistan	3	6.7
Nigeria	3	6.7
Others	24	53.3
<b>Total</b>	<b>45</b>	<b>100.0</b>