
Office of the Refugee Applications Commissioner



Monthly statistical report May 2016

Contents

Page 1

- Overview of applications

Page 2

- Activity breakdown for May, 2016

Page 3

- Cases processed to completion for 2002 to 2016

Page 4

- Applications received and cases processed to completion which are subject to a Ministerial Prioritisation Directive under section 12 of the Refugee Act, 1996.

Page 5

- Applications for asylum (top 5 nationalities)

Page 6

- Family Reunification data

Table 1 - Activity from 20/11/2000

Applications	Pre 2003	2003	2004	2005	2006	2007	2008	2009	2010	2011	2012	2013	2014	2015	2016	Total
New applications for a declaration as a refugee	*11598	7,483	4,265	4,304	4,241	3,933	3,807	2,660	1,918	1,282	940	938	1,438	3,271	832	41,312
Re-applications for a declaration as a refugee	*36	417	501	19	73	52	59	29	21	8	16	8	10	5	5	1,223
Total applications for a declaration as a refugee	*11634	7,900	4,766	4,323	4,314	3,985	3,866	2,689	1,939	1,290	956	946	1,448	3,276	837	42,535
Balance of applications awaiting a recommendation from 17/11/00	9,427															
Applications received from 20/11/00	23,091	7,900	4,766	4,323	4,314	3,985	3,866	2,689	1,939	1,290	956	946	1,448	3,276	837	65,626
Decisions returned for processing	295	36	148	185	213	123	136	133	121	75	63	54	7	3	0	1,592
Previous DII determinations where transfer completed [Deemed Withdrawn S22(8)]	0	0	0	4	8	80	266	227	147	96	79	65	11	19	1	1,003
No. of applications processed since 20/11/00	32,812	7,936	4,915	4,506	4,526	4,108	4,002	2,822	2,060	1,361	1,023	996	1,427	1,869	117	74,480
<i>Unprocessable</i>	<i>1</i>	<i>0</i>	<i>0</i>	<i>1</i>	<i>1</i>	<i>0</i>	<i>0</i>	<i>0</i>	<i>0</i>	<i>0</i>	<i>2</i>	<i>1</i>	<i>1</i>	<i>0</i>	<i>5</i>	<i>12</i>
No. of applications outstanding	0	0	-1	1	0	0	0	0	0	4	-6	3	27	1,410	715	2,153

It should be noted that the above figures refer to the year in which the application was lodged and NOT to the year in which it was processed.

These statistics reflect activity since the implementation of the Refugee Act 1996 (as amended) on 17/11/2000.

Processing of Outstanding Applications

All adult applicants are scheduled for interview. In May 375 interviews were scheduled. Excluding interviews postponed, applicants attended in 81.1% of cases.

During the month, because of the nature of the caseload concerned, a proportion of cancelled substantive interviews were also re-scheduled as interviews under the EU Dublin III Regulation.

Decisions Returned for Processing

These are EU Dublin Regulation cases in which their transfers have expired and which have therefore been returned to ORAC for further processing.

The total number of cases returned for processing in 2016 is 8 as at 31 May.

*2002 only

Error check if not equal to Zero:	0	0	0	0	0	0	0	0	0	0	0	0	0	0	0	0
-----------------------------------	---	---	---	---	---	---	---	---	---	---	---	---	---	---	---	---

Table 2 - Activity breakdown for May 2016

Applications

New applications for a declaration as a refugee	139
Re-applications for a declaration as a refugee	0
Total applications for a declaration as a refugee	139

Outcomes

Recommendations to grant an applicant refugee status	30		
Recommendation to refuse an applicant refugee status			
▪ Where section 13(4)(b) applies	128		
▪ Where section 13(5) applies	0		
	- Withdrawn	7	
▪ Where section 13(2) applies		- Deemed Withdrawn	49
		- Total	56
▪ Where section 22(8) applies	3		
▪ Determinations made under the EU Dublin III Regulation	76		
Unprocessable	0		
Amendment / Adjustment	0		
Total outcomes	293		

Additional activity

Applications returned for processing	0
Recommendations withdrawn/reviewed	1
Previous Dublin determinations where transfer completed [Deemed Withdrawn s.22(8)]	3
Total additional cases	4

Table 3 - Cases Processed to Completion [2002 to 2016 (31/05)]

	2002	2003	2004	2005	2006	2007	2008	2009	2010	2011	2012	2013	2014	2015	2016
Positive recommendations	894	345	430	455	397	376	295	97	24	61	67	128	132	152	141
Negative recommendations following interview	5,965	5,461	4,906	3,952	3,249	2,621	2,942	2,612	1,309	1,050	700	582	661	668	508
Other negative recommendations and cases withdrawn	7,565	3,509	1,562	835	598	811	964	797	596	480	287	252	246	430	287
Determinations made under the Dublin Convention / EU Dublin Regulation	191	237	243	439	540	368	385	402	263	243	144	160	21	302	345
Unprocessable	586	-911	-20	1	0	-24	-1	0	0	0	0	1	0	0	8
Amendment/Adjustment							-4								5
Total	15,201	8,641	7,121	5,682	4,784	4,152	4,581	3,908	2,192	1,834	1,198	1,123	1,060	1,552	1,294

It should be noted that the above figures refer to the year in which the outcomes were made, and not to the year in which the applications were lodged.

Table 4

Applications received and cases processed to completion which are subject to a Ministerial prioritisation directive under Section 12 of the Refugee Act 1996 - May 2016

Applications

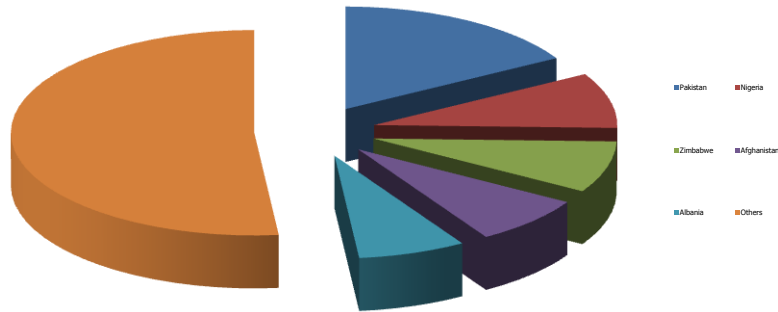
Total applications for a declaration as a refugee 4

Outcomes

Recommendations to grant an applicant refugee status	0
Recommendation to refuse an applicant refugee status	
▪ Where section 13(4)(b) applies	4
▪ Where section 13(5) applies	0
	- Withdrawn 1
▪ Where section 13(2) applies	- Deemed Withdrawn 1
	- Total 2
▪ Where section 22(8) applies	0
▪ Determinations made under the EU Dublin III Regulation	0
Unprocessable	0
Total outcomes	6

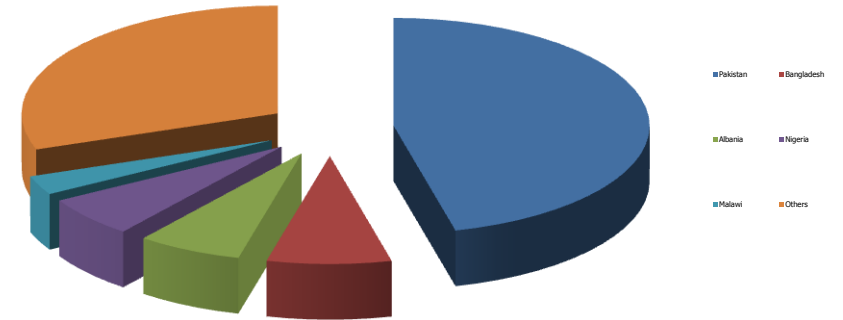
Table 5 - Applications for a declaration to be a refugee (top 5 nationalities)

Applications in 2016 (31/05)



Nationality	Applications	% of total
Pakistan	140	16.7
Nigeria	73	8.7
Zimbabwe	68	8.1
Afghanistan	64	7.6
Albania	60	7.2
Others	432	51.6
Total	837	100.0

Applications in 2015 (31/05)



Nationality	Applications	% of total
Pakistan	529	46.1
Bangladesh	90	7.8
Albania	76	6.6
Nigeria	70	6.1
Malawi	33	2.9
Others	349	30.4
Total	1,147	100.0

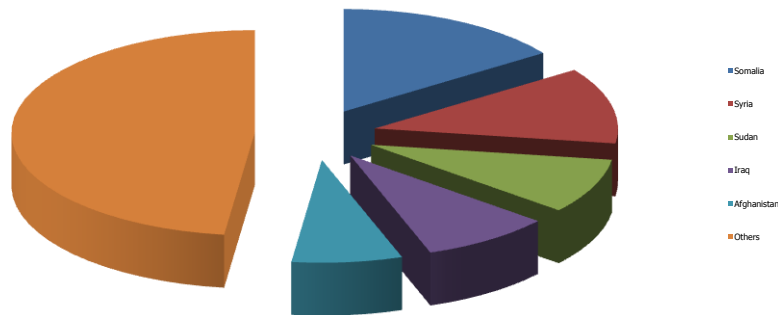
Table 6 - Family Reunification

Monthly / Year-to-date activity	Applications		2016	
	Applications	Dependants	Applications	Dependants
Family Reunification files received by ORAC	42	100	150	354
Family Reunification files returned to the Minister	23	35	113	264

Applications outstanding as at 31 May: 210

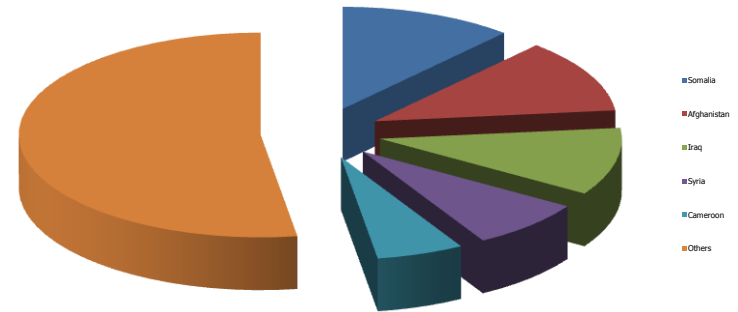
Table 7 - Family Reunification files received [Top 5 Nationalities]

Applications in 2016 (31/05)



Nationality	Applications	% of total
Somalia	23	15.3
Syria	18	12.0
Sudan	13	8.7
Iraq	13	8.7
Afghanistan	11	7.3
Others	72	48.0
Total	150	100.0

Applications in 2015 (31/05)



Nationality	Applications	% of total
Somalia	12	11.7
Afghanistan	12	11.7
Iraq	11	10.7
Syria	8	7.8
Cameroon	6	5.8
Others	54	52.4
Total	103	100.0