
Office of the Refugee Applications Commissioner



Monthly statistical report October 2016

Contents

Page 1

- Overview of applications

Page 2

- Activity breakdown for October, 2016

Page 3

- Cases processed to completion for 2002 to 2016

Page 4

- Applications received and cases processed to completion which are subject to a Ministerial Prioritisation Directive under section 12 of the Refugee Act, 1996.

Page 5

- Applications for asylum (top 5 nationalities)

Page 6

- Family Reunification data

Table 1 - Activity from 20/11/2000

Applications	Pre 2003	2003	2004	2005	2006	2007	2008	2009	2010	2011	2012	2013	2014	2015	2016	Total
New applications for a declaration as a refugee	*11598	7,483	4,265	4,304	4,241	3,933	3,807	2,660	1,918	1,282	940	938	1,438	3,271	1,752	42,232
Re-applications for a declaration as a refugee	*36	417	501	19	73	52	59	29	21	8	16	8	10	5	7	1,225
Total applications for a declaration as a refugee	*11634	7,900	4,766	4,323	4,314	3,985	3,866	2,689	1,939	1,290	956	946	1,448	3,276	1,759	43,457
Balance of applications awaiting a recommendation from 17/11/00	9,427															
Applications received from 20/11/00	23,091	7,900	4,766	4,323	4,314	3,985	3,866	2,689	1,939	1,290	956	946	1,448	3,276	1,759	66,548
Decisions returned for processing	295	36	148	185	213	123	136	133	121	75	64	54	11	17	38	1,649
Previous DII determinations where transfer completed [Deemed Withdrawn S22(8)]	0	0	0	4	8	80	266	227	147	96	79	65	12	31	9	1,024
No. of applications processed since 20/11/00	32,812	7,936	4,915	4,506	4,526	4,108	4,002	2,822	2,060	1,361	1,025	996	1,441	2,916	633	76,059
<i>Unprocessable</i>	<i>1</i>	<i>0</i>	<i>0</i>	<i>1</i>	<i>1</i>	<i>0</i>	<i>0</i>	<i>0</i>	<i>0</i>	<i>0</i>	<i>2</i>	<i>1</i>	<i>1</i>	<i>1</i>	<i>10</i>	<i>18</i>
No. of applications outstanding	0	0	-1	1	0	0	0	0	0	4	-7	3	17	376	1,154	1,547

It should be noted that the above figures refer to the year in which the application was lodged and NOT to the year in which it was processed.

These statistics reflect activity since the implementation of the Refugee Act 1996 (as amended) on 17/11/2000.

Processing of Outstanding Applications

All adult applicants are scheduled for interview. In October 209 interviews were scheduled. Excluding interviews postponed, applicants attended in 84.7% of cases.

During the month, because of the nature of the caseload concerned, a proportion of cancelled substantive interviews were also re-scheduled as interviews under the EU Dublin III Regulation.

Decisions Returned for Processing

These are EU Dublin Regulation cases in which their transfers have expired and which have therefore been returned to ORAC for further processing.

The total number of cases returned for processing in 2016 is 64 as at 31 October.

*2002 only

Table 2 - Activity breakdown for October 2016

Applications

New applications for a declaration as a refugee	185
Re-applications for a declaration as a refugee	1
Total applications for a declaration as a refugee	186

Outcomes

Recommendations to grant an applicant refugee status	50		
Recommendation to refuse an applicant refugee status			
▪ Where section 13(4)(b) applies	127		
▪ Where section 13(5) applies	0		
	- Withdrawn	9	
▪ Where section 13(2) applies		- Deemed Withdrawn	41
		- Total	50
▪ Where section 22(8) applies	2		
▪ Determinations made under the EU Dublin III Regulation	25		
Unprocessable	6		
Amendment / Adjustment	111		
Total outcomes	254		

Additional activity

Applications returned for processing	8
Recommendations withdrawn/reviewed	3
Previous Dublin determinations where transfer completed [Deemed Withdrawn s.22(8)]	2
Total additional cases	13

Table 3 - Cases Processed to Completion [2002 to 2016 (31/10)]

	2002	2003	2004	2005	2006	2007	2008	2009	2010	2011	2012	2013	2014	2015	2016
Positive recommendations	894	345	430	455	397	376	295	97	24	61	67	128	132	152	368
Negative recommendations following interview	5,965	5,461	4,906	3,952	3,249	2,621	2,942	2,612	1,309	1,050	700	582	661	668	1,346
Other negative recommendations and cases withdrawn	7,565	3,509	1,562	835	598	811	964	797	596	480	287	252	246	430	520
Determinations made under the Dublin Convention / EU Dublin Regulation	191	237	243	439	540	368	385	402	263	243	144	160	21	302	552
Unprocessable	586	-911	-20	1	0	-24	-1	0	0	0	0	1	0	0	14
Amendment/Adjustment							-4								116
Total	15,201	8,641	7,121	5,682	4,784	4,152	4,581	3,908	2,192	1,834	1,198	1,123	1,060	1,552	2,916

It should be noted that the above figures refer to the year in which the outcomes were made, and not to the year in which the applications were lodged.

Table 4

Applications received and cases processed to completion which are subject to a Ministerial prioritisation directive under Section 12 of the Refugee Act 1996 - October 2016

Applications

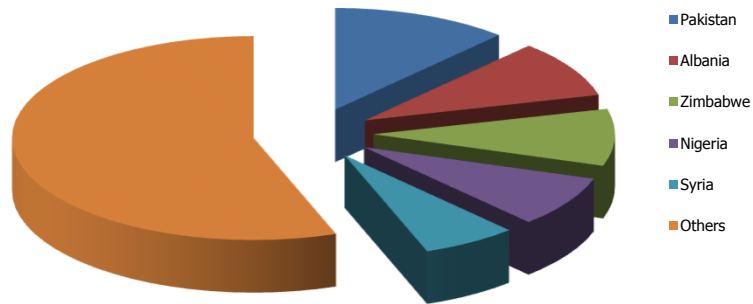
Total applications for a declaration as a refugee **23**

Outcomes

Recommendations to grant an applicant refugee status	0	
Recommendation to refuse an applicant refugee status		
▪ Where section 13(4)(b) applies	5	
▪ Where section 13(5) applies	0	
	- Withdrawn	0
▪ Where section 13(2) applies	- Deemed Withdrawn	0
	- Total	0
▪ Where section 22(8) applies	0	
▪ Determinations made under the EU Dublin III Regulation	0	
Unprocessable	0	
Total outcomes	5	

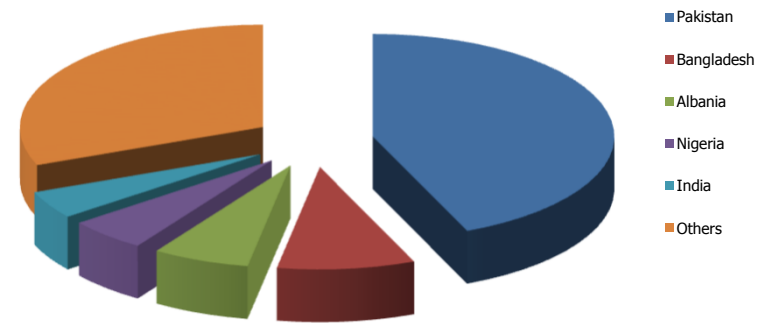
Table 5 - Applications for a declaration to be a refugee (top 5 nationalities)

Applications in 2016 (31/10)



Nationality	Applications	% of total
Pakistan	209	11.9
Albania	160	9.1
Zimbabwe	159	9.0
Nigeria	142	8.1
Syria	112	6.4
Others	977	55.5
Total	1,759	100.0

Applications in 2015 (31/10)



Nationality	Applications	% of total
Pakistan	1,211	43.7
Bangladesh	254	9.2
Albania	179	6.5
Nigeria	146	5.3
India	122	4.4
Others	861	31.0
Total	2,773	100.0

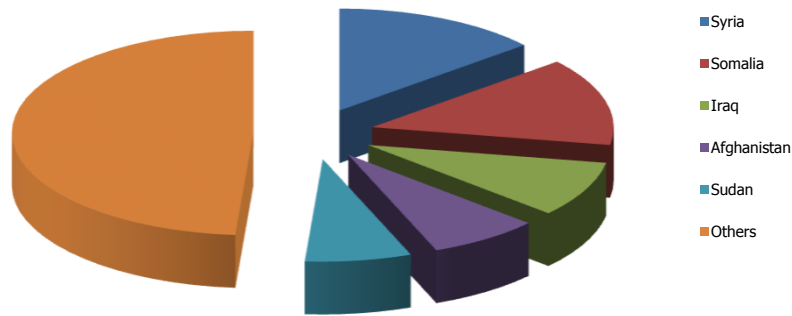
Table 6 - Family Reunification

Monthly / Year-to-date activity	Applications		2016	
	Applications	Dependants	Applications	Dependants
Family Reunification files received by ORAC	45	112	295	709
Family Reunification files returned to the Minister	8	21	209	495

Applications outstanding as at 31 October: 299

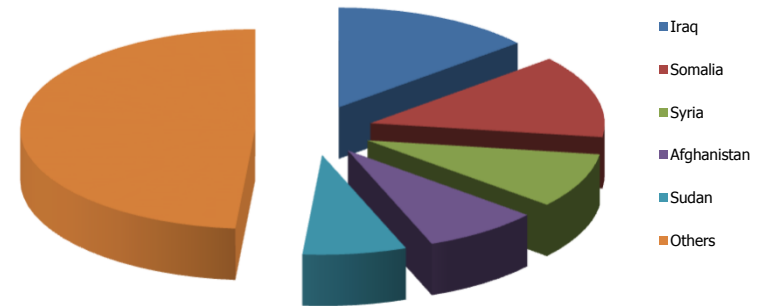
Table 7 - Family Reunification files received [Top 5 Nationalities]

Applications in 2016 (31/10)



Nationality	Applications	% of total
Syria	41	13.9
Somalia	41	13.9
Iraq	26	8.8
Afghanistan	22	7.5
Sudan	21	7.1
Others	144	48.8
Total	295	100.0

Applications in 2015 (31/10)



Nationality	Applications	% of total
Iraq	31	13.8
Somalia	30	13.4
Syria	20	8.9
Afghanistan	18	8.0
Sudan	16	7.1
Others	109	48.7
Total	224	100.0