

# Office of the Refugee Applications Commissioner

## Monthly statistics



*September 2003 issue,*

- 1. Overview of Applications .*
- 2. Cases Processed to Completion for September 2003.*
- 3. Cases Processed to Completion for 2001/2002/2003.*
- 4. Applications received and cases processed to completion which are subject to a Ministerial prioritisation directive under Section 12 of the Refugee Act.*
- 5. Top 5 countries of origin.*
- 6. Family Reunification Breakdown*
- 7. Family Reunification top 5 nationalities*

**Asylum Applications. The Office of the Refugee Applications Commissioner.  
Activity from 20/11/2000**

**Table 1**

	Pre 2001	2001	2002	2003 (31/09/03)	Total
<b>Applications</b>					
No. of new applications for a declaration as a refugee	*10912	10316	11598	6280	
No of re-applications for a declaration as a refugee	*26	9	36	382	
<b>Total No. of applications for a declaration as a refugee</b>	<b>*10938</b>	<b>10325</b>	<b>11634</b>	<b>6662</b>	
Balance of applications awaiting a recommendation from 17/11/00	9,427				9427
Applications received from 20/11/00	1,132	10325	11634	6662	29753
Decisions returned for processing	203	23	16	4	246
<b>No. of applications processed since 20/11/00</b>	<b>10,536</b>	<b>9,994</b>	<b>10,843</b>	<b>1,720</b>	<b>33,093</b>
<i>Unprocessable</i>	221	342	434	189	1,186
<b>No. of applications outstanding</b>	<b>5</b>	<b>12</b>	<b>373</b>	<b>4,757</b>	<b>5,147</b>

It should be noted that the above figures refer to the year in which the application was lodged and NOT to the year in which it was processed. These statistics reflect activity since the implementation of the Refugee Act 1996 (as amended) on 17/11/2000

**Processing of Outstanding Applications**

All adult applicants are scheduled for interview. In September 491 interviews were scheduled.  
Excluding interviews postponed by ORAC, applicants attended in 75% of cases.

**Decisions Returned for Processing**

These are manifestly unfounded cases overturned at appeal and cases which were overturned following Judicial Review and which have therefore been returned to ORAC for further processing.

\*2000 only

## Applications and Cases Processed to Completion

Table 2

New applications for a declaration as a refugee	580
Re-applications for a declaration as a refugee	31
<b>Total Applications for a declaration as a refugee</b>	<b>611</b>
<b>Total Cases Completed</b>	<b>679</b>
These are broken down as follows:	
<b>Recommendations to declare applicant to be a refugee</b>	25
<b>Recommendation to refuse applicant a declaration to be a refugee:</b>	
> Where Section 13(4)(b) applies	17
> Where Section 13(5) applies	43
> Where Section 13(2) applies	
- Withdrawn	3
- Deemed Withdrawn	70
<b>Recommendations to refuse applicants a declaration to be a refugee and applications withdrawn under provision of the Act which existed prior to its amendment on 15/09/2002</b>	
> Recommendation to refuse applicant a declaration to be a refugee following interview - S13	431
> Recommendation that an application is Manifestly Unfounded following interview - S12(1)	14
> Recommendation to Refuse following failure to attend for second interview - S11(9)	37
> Applications to withdraw processed	22
<b>Determinations made under Dublin Convention / Dublin Regulation</b>	<b>17</b>
<b>Unprocessable</b>	<b>0</b>

<b>Applications and Cases Processed to Completion for 2001/2002/2003</b>		<b>Table 3</b>		
	<b>2001</b>	<b>2002</b>	<b>2003 (31/09)</b>	
<b>Positive recommendations</b>	458	893	276	
<b>Negative recommendations following Interview</b>	4575	5966	4301	
<b>Other Negative Recommendations and Cases Withdrawn</b>	6551	7565	1788	
<b>Determinations made under Dublin Convention / Dublin Regulation</b>	232	191	179	
<b>Unprocessable</b>	372	586	228	
<b>Total</b>	<b>12,188</b>	<b>15,201</b>	<b>6,772</b>	

It should be noted that these recommendations refer to the year in which the recommendations were made and NOT to the year in which the applications were lodged.

Table 4

**Applications received and cases processed to completion which are subject to a Ministerial prioritisation directive under Section 12 of the Refugee Act**

	15/09 to 30/09
<b>Applications for a declaration as a refugee</b>	29
<b>Cases Completed</b> These are broken down as follows:	<b>62</b>
<b>Recommendations to declare applicant to be a refugee</b>	0
<b>Recommendation to refuse applicant a declaration to be a refugee where Section 13(5) applies</b>	17
<b>Recommendation to refuse applicant a declaration to be a refugee where Section 13(2) applies:</b>	
- Withdrawn	3
- Deemed withdrawn	38
<b>Determinations made under Dublin Convention / Dublin Regulation</b>	4
<b>Unprocessable</b>	0

Top Six Countries of Nationality 2003

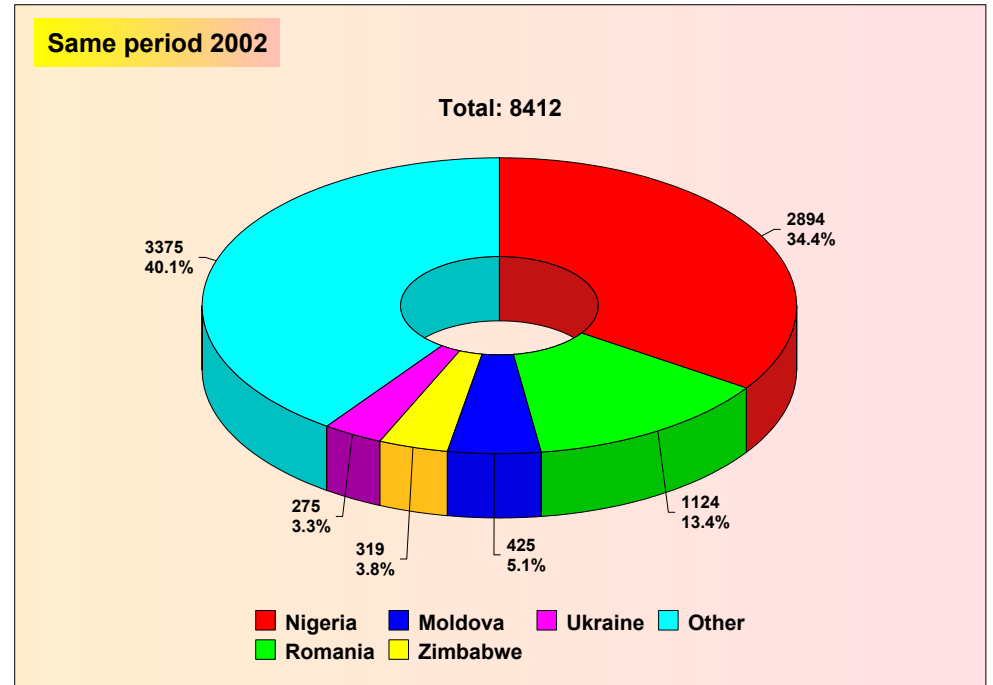
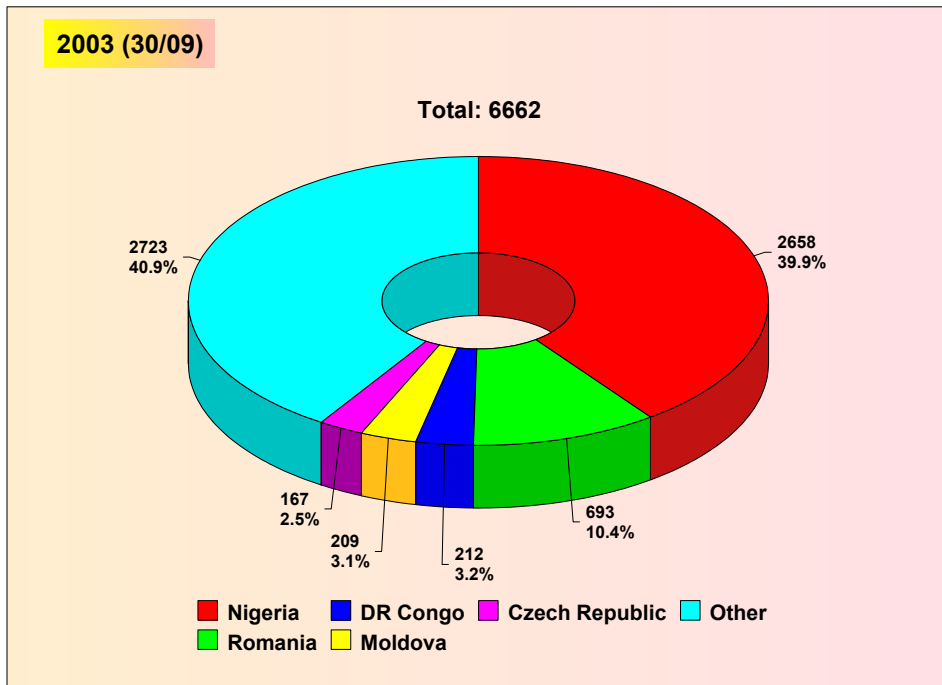
Nigeria	2658
Romania	693
DR Congo	212
Moldova	209
Czech Rept	167
Other	2723

Top Five Countries of Nationality 2002

Nigeria	2894
Romania	1124
Moldova	425
Zimbabwe	319
Ukraine	275
Other	3375

## Top five countries of origin

Table 5



**Table 6****Family Reunification Applications and Cases Processed.**

	<b>September</b>		<b>'2003 (30/09)</b>	
	Applications	Dependants	Applications	Dependants
<b>Number of Family Reunification applications received by ORAC</b>	45	97	423	881
<b>Number of cases commenced (questionnaire issued)</b>	38	76	400	820
<b>Number of cases processed to completion (report to minister)</b>	11	40	175	418

**Family Reunification Applications and Cases Processed.**

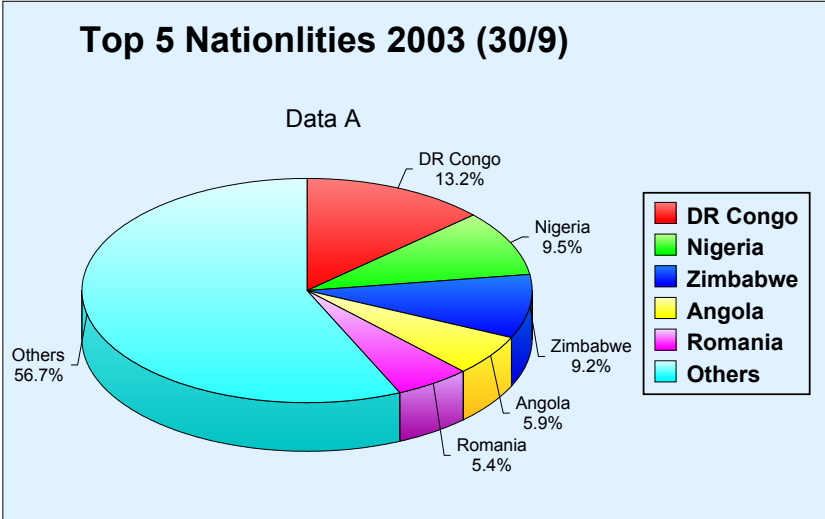
	<b>2001 - 2003 (30/09)</b>	
	Applications	Dependants
<b>Number of Family Reunification applications received to date</b>	902	2037
<b>Total Number of family reunification applications processed to date</b>	478	1163
<b>Number of cases outstanding</b>	424	874

# Family Reunification Applications - Top 5 Nationalities

Table 7

**Top 5 Nationalities 2003(30/9)**

DR Congo	56
Nigeria	40
Zimbabwe	39
Angola	25
Romania	23
Others	240



**Top 5 Nationalities same period last year**

