


Office of the Refugee Applications Commissioner

Monthly statistics

December, 2008 issue



Tables

1. Overview of Applications .
2. Activity breakdown for December, 2008.
3. Cases Processed to Completion for 2002 to 2008
4. Applications received and cases processed to completion which are subject to a Ministerial prioritisation directive under Section 12 of the Refugee Act.
5. Applications for Asylum (top 5 nationalities).
6. Family Reunification Breakdown.
7. Family Reunification (top 5 nationalities).

**Asylum Applications. The Office of the Refugee Applications Commissioner.
Activity from 20/11/2000**

Table 1

	Pre 2003	2003	2004	2005	2006	2007	2008 (31/12)	Total
Applications								
No. of new applications for a declaration as a refugee	*11598	7483	4265	4304	4241	3933	3807	
No of re-applications for a declaration as a refugee	*36	417	501	19	73	52	59	
Total No. of applications for a declaration as a refugee	*11634	7900	4766	4323	4314	3985	3866	
Balance of applications awaiting a recommendation from 17/11/00	9,427							9427
Applications received from 20/11/00	23091	7900	4766	4323	4314	3985	3866	52245
Decisions returned for processing	293	36	145	178	205	33	0	890
Previous DII determinations where transfer completed [Deemed Withdrawn S22(8)]	0	0	0	0	6	77	186	269
No. of applications processed since 20/11/00	32,810	7,936	4,909	4,498	4,521	4,075	2,883	61,632
<i>Unprocessable</i>	<i>1</i>	<i>0</i>	<i>0</i>	<i>1</i>	<i>1</i>	<i>0</i>	<i>0</i>	3
No. of applications outstanding	0	0	2	2	3	20	1,169	1,196

It should be noted that the above figures refer to the year in which the application was lodged and NOT to the year in which it was processed. These statistics reflect activity since the implementation of the Refugee Act 1996 (as amended) on 17/11/2000

Processing of Outstanding Applications

All adult applicants are scheduled for interview. In December 320 interviews were scheduled.
Excluding interviews postponed by ORAC, applicants attended in 91.7% of cases.

Decisions Returned for Processing

These are Dublin II Regulation cases in which their transfers have expired and which have therefore been returned to ORAC for further processing.

The total number of cases returned for processing in 2008 is 193 as at 31st December.

*2002 only

Activity breakdown for December, 2008

Table 2

Total Applications for a declaration as a refugee	300
<i>New applications for a declaration as a refugee</i>	299
<i>Re-applications for a declaration as a refugee</i>	1
Total Cases Completed	308
<i>These are broken down as follows:</i>	
<i>Recommendations to declare applicant to be a refugee</i>	11
<i>Recommendation to refuse applicant a declaration to be a refugee:</i>	
<i>> Where Section 13(4)(b) applies</i>	158
<i>> Where Section 13(5) applies</i>	36
<i>> Where Section 13(2) applies</i>	
<i>- Withdrawn</i>	7
<i>- Deemed Withdrawn</i>	35
<i>> Where Section 22(8) applies</i>	22
<i>Determinations made under Dublin Convention / Dublin Regulation</i>	39
<i>Unprocessable</i>	0
<i>Amendment / Adjustment</i>	0
Total additional cases	32
<i>Cases returned for processing</i>	6
<i>Decisions withdrawn/reviewed</i>	4
<i>Previous DII determinations where transfer completed (Deemed Withdrawn S22(8))</i>	22

Cases Processed to Completion 2002 to 2008 (31/12)

Table 3

	2002	2003	2004	2005	2006	2007	2008 (31/12)
Positive recommendations	894	345	430	455	397	376	295
Negative recommendations following Interview	5965	5461	4906	3952	3249	2621	2942
Other Negative Recommendations and Cases Withdrawn	7565	3509	1562	835	598	811	964
Determinations made under Dublin Convention / Dublin Regulation	191	237	243	439	540	368 (5)	385 *
Unprocessable	586	-911	-20	1	0	-24	-1
<i>Amendment/Adjustment</i>							-4
Total	15,201	8,641	7,121	5,682	4,784	4,152	4,581

* Please note that this is an amended issue of the December 2008 monthly report. The number of determinations under the EU Dublin Regulation has changed from 388 to 385 and consequently, the total number of cases completed by ORAC has also been reduced by 3 to 4581.

It should be noted that these recommendations refer to the year in which the recommendations were made and NOT to the year in which the applications were lodged.

Table 4

Applications received and cases processed to completion which are subject to a Ministerial prioritisation directive under Section 12 of the Refugee Act 1996

December

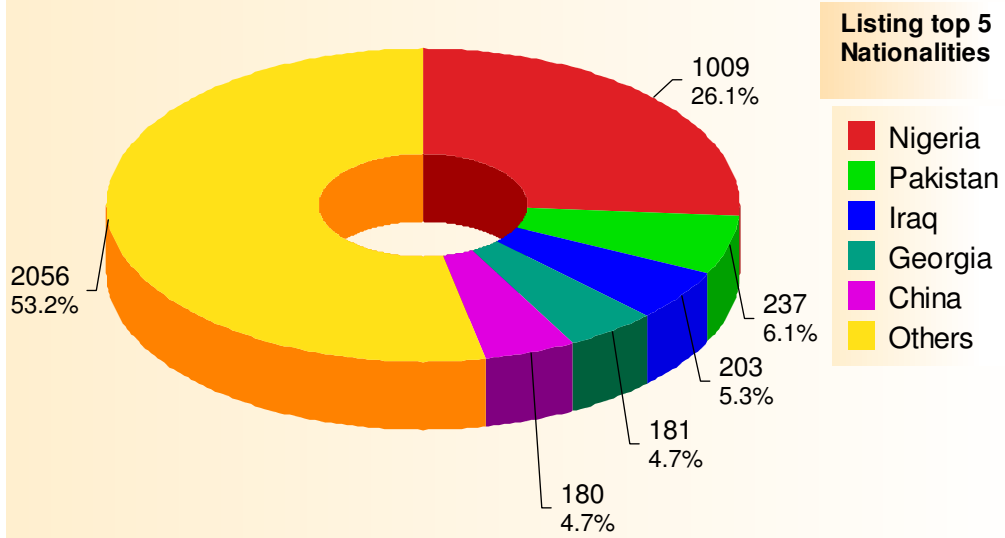
<u>Applications for a declaration as a refugee</u>	<u>104</u>
<u>Cases Completed</u>	<u>95</u>
<i>These are broken down as follows:</i>	
Recommendations to declare applicant to be a refugee	0
Recommendation to refuse applicant a declaration to be a refugee where Section 13(4) B applies	56
Recommendation to refuse applicant a declaration to be a refugee where Section 13(5) applies	15
Recommendation to refuse applicant a declaration to be a refugee where Section 13(2) applies:	
- Withdrawn	0
- Deemed withdrawn	4
Recommendation to refuse applicant a declaration to be a refugee where Section 22(8) applies:	8
Determinations made under Dublin Convention / Dublin Regulation	12
Unprocessable	0

Applications for a declaration to be a refugee as at (31/12)

Table 5

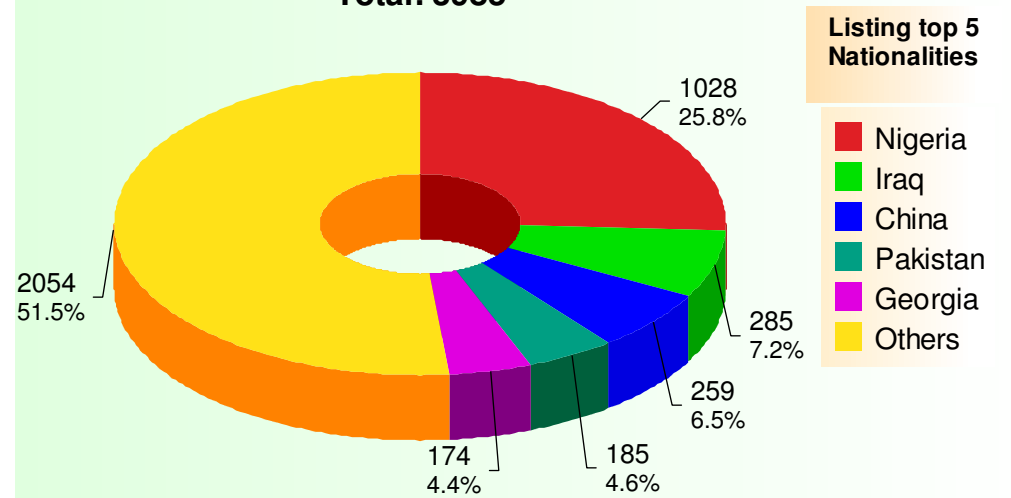
2008 as at end December

Total: 3866



Same period for 2007

Total: 3985



Family Reunification Applications and Cases Processed.

Table 6

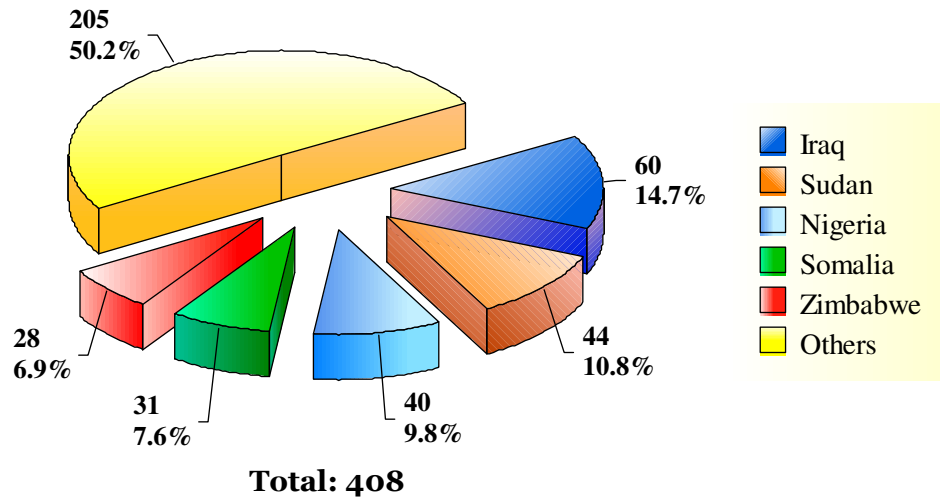
	December		2008	
	Applications	Dependants	Applications	Dependants
Number of Family Reunification applications received by ORAC	30	43	408	846
Number of cases commenced (questionnaire issued)	30	43	401	837
Number of cases processed to completion (report to Minister)	40	95	337	687

Family Reunification Applications and Cases Processed.

	2001 - 2008	
	Applications	Dependants
Number of Family Reunification applications received to date	3160	7069
Total Number of family reunification applications processed to date	3009	6751
Number of cases outstanding	151	318

Family Reunification Applications - Top 5 Nationalities

Top 5 Nationalities 2008 (31/12)



Top 5 Nationalities Same Period 2007

