

---

# Office of the Refugee Applications Commissioner

---



## Monthly statistical report September 2016

### Contents

#### Page 1

- Overview of applications

#### Page 2

- Activity breakdown for September, 2016

#### Page 3

- Cases processed to completion for 2002 to 2016

#### Page 4

- Applications received and cases processed to completion which are subject to a Ministerial Prioritisation Directive under section 12 of the Refugee Act, 1996.

#### Page 5

- Applications for asylum (top 5 nationalities)

#### Page 6

- Family Reunification data

Table 1 - Activity from 20/11/2000

<b>Applications</b>	<b>Pre 2003</b>	<b>2003</b>	<b>2004</b>	<b>2005</b>	<b>2006</b>	<b>2007</b>	<b>2008</b>	<b>2009</b>	<b>2010</b>	<b>2011</b>	<b>2012</b>	<b>2013</b>	<b>2014</b>	<b>2015</b>	<b>2016</b>	<b>Total</b>
New applications for a declaration as a refugee	*11598	7,483	4,265	4,304	4,241	3,933	3,807	2,660	1,918	1,282	940	938	1,438	3,271	1,567	42,047
Re-applications for a declaration as a refugee	*36	417	501	19	73	52	59	29	21	8	16	8	10	5	6	1,224
<b>Total applications for a declaration as a refugee</b>	<b>*11634</b>	<b>7,900</b>	<b>4,766</b>	<b>4,323</b>	<b>4,314</b>	<b>3,985</b>	<b>3,866</b>	<b>2,689</b>	<b>1,939</b>	<b>1,290</b>	<b>956</b>	<b>946</b>	<b>1,448</b>	<b>3,276</b>	<b>1,573</b>	<b>43,271</b>
Balance of applications awaiting a recommendation from 17/11/00	9,427															
Applications received from 20/11/00	23,091	7,900	4,766	4,323	4,314	3,985	3,866	2,689	1,939	1,290	956	946	1,448	3,276	1,573	66,362
Decisions returned for processing	295	36	148	185	213	123	136	133	121	75	63	54	11	16	32	1,641
Previous DII determinations where transfer completed [Deemed Withdrawn S22(8)]	0	0	0	4	8	80	266	227	147	96	79	65	12	29	9	1,022
<b>No. of applications processed since 20/11/00</b>	<b>32,812</b>	<b>7,936</b>	<b>4,915</b>	<b>4,506</b>	<b>4,526</b>	<b>4,108</b>	<b>4,002</b>	<b>2,822</b>	<b>2,060</b>	<b>1,361</b>	<b>1,023</b>	<b>995</b>	<b>1,440</b>	<b>2,696</b>	<b>497</b>	<b>75,699</b>
<i>Unprocessable</i>	1	0	0	1	1	0	0	0	0	0	2	1	1	0	5	12
<b>No. of applications outstanding</b>	<b>0</b>	<b>0</b>	<b>-1</b>	<b>1</b>	<b>0</b>	<b>0</b>	<b>0</b>	<b>0</b>	<b>0</b>	<b>4</b>	<b>-6</b>	<b>4</b>	<b>18</b>	<b>596</b>	<b>1,103</b>	<b>1,719</b>

It should be noted that the above figures refer to the year in which the application was lodged and NOT to the year in which it was processed.

These statistics reflect activity since the implementation of the Refugee Act 1996 (as amended) on 17/11/2000.

#### Processing of Outstanding Applications

All adult applicants are scheduled for interview. In September 199 interviews were scheduled. Excluding interviews postponed, applicants attended in 85.7% of cases.

During the month, because of the nature of the caseload concerned, a proportion of cancelled substantive interviews were also re-scheduled as interviews under the EU Dublin III Regulation.

#### Decisions Returned for Processing

These are EU Dublin Regulation cases in which their transfers have expired and which have therefore been returned to ORAC for further processing.

The total number of cases returned for processing in 2016 is 56 as at 30 September.

\*2002 only

Table 2 - Activity breakdown for September 2016

**Applications**

New applications for a declaration as a refugee	219
Re-applications for a declaration as a refugee	0
<b>Total applications for a declaration as a refugee</b>	<b>219</b>

**Outcomes**

Recommendations to grant an applicant refugee status	38
Recommendation to refuse an applicant refugee status	
▪ Where section 13(4)(b) applies	153
▪ Where section 13(5) applies	0
	- Withdrawn 4
▪ Where section 13(2) applies	- Deemed Withdrawn 40
	- Total 44
▪ Where section 22(8) applies	6
▪ Determinations made under the EU Dublin III Regulation	37
Unprocessable	0
Amendment / Adjustment	0
<b>Total outcomes</b>	<b>278</b>

**Additional activity**

Applications returned for processing	4
Recommendations withdrawn/reviewed	1
Previous Dublin determinations where transfer completed [Deemed Withdrawn s.22(8)]	6
<b>Total additional cases</b>	<b>11</b>

**Table 3 - Cases Processed to Completion [2002 to 2016 (30/09)]**

	2002	2003	2004	2005	2006	2007	2008	2009	2010	2011	2012	2013	2014	2015	2016
Positive recommendations	894	345	430	455	397	376	295	97	24	61	67	128	132	152	318
Negative recommendations following interview	5,965	5,461	4,906	3,952	3,249	2,621	2,942	2,612	1,309	1,050	700	582	661	668	1,219
Other negative recommendations and cases withdrawn	7,565	3,509	1,562	835	598	811	964	797	596	480	287	252	246	430	468
Determinations made under the Dublin Convention / EU Dublin Regulation	191	237	243	439	540	368	385	402	263	243	144	160	21	302	527
Unprocessable	586	-911	-20	1	0	-24	-1	0	0	0	0	1	0	0	8
Amendment/Adjustment							-4								5
<b>Total</b>	<b>15,201</b>	<b>8,641</b>	<b>7,121</b>	<b>5,682</b>	<b>4,784</b>	<b>4,152</b>	<b>4,581</b>	<b>3,908</b>	<b>2,192</b>	<b>1,834</b>	<b>1,198</b>	<b>1,123</b>	<b>1,060</b>	<b>1,552</b>	<b>2,545</b>

It should be noted that the above figures refer to the year in which the outcomes were made, and not to the year in which the applications were lodged.

Table 4

Applications received and cases processed to completion which are subject to a Ministerial prioritisation directive under Section 12 of the Refugee Act 1996 - September 2016

**Applications**

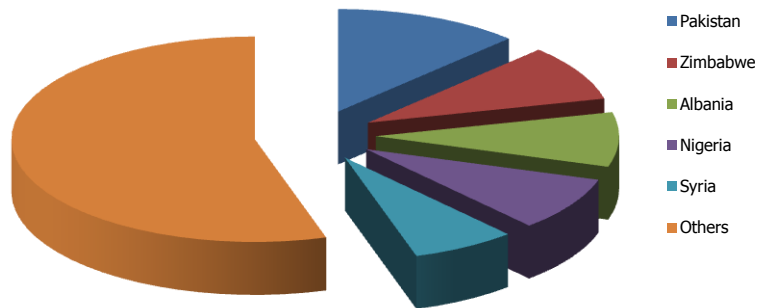
**Total applications for a declaration as a refugee 6**

**Outcomes**

Recommendations to grant an applicant refugee status	0
Recommendation to refuse an applicant refugee status	
▪ Where section 13(4)(b) applies	1
▪ Where section 13(5) applies	0
	- Withdrawn 0
▪ Where section 13(2) applies	- Deemed Withdrawn 0
	- Total 0
▪ Where section 22(8) applies	0
▪ Determinations made under the EU Dublin III Regulation	0
Unprocessable	0
<b>Total outcomes</b>	<b>1</b>


Table 5 - Applications for a declaration to be a refugee (top 5 nationalities)

Applications in 2016 (30/09)



Nationality	Applications	% of total
Pakistan	195	12.4
Zimbabwe	139	8.8
Albania	135	8.6
Nigeria	134	8.5
Syria	109	6.9
Others	861	54.7
Total	1,573	100.0

Applications in 2015 (30/09)



Nationality	Applications	% of total
Pakistan	1,118	44.5
Bangladesh	231	9.2
Albania	169	6.7
Nigeria	124	4.9
India	105	4.2
Others	763	30.4
Total	2,510	100.0

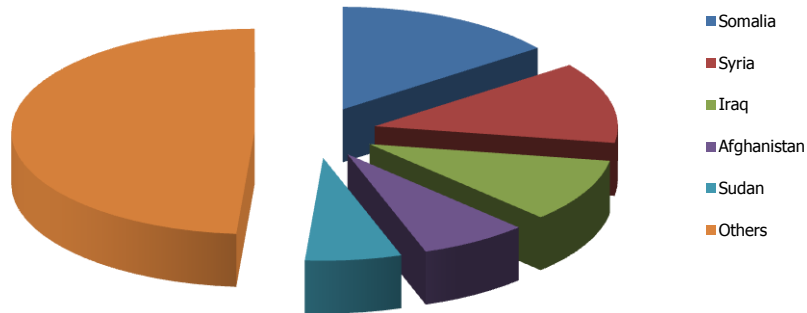
**Table 6 - Family Reunification**

Monthly / Year-to-date activity	Applications		2016	
	Applications	Dependants	Applications	Dependants
Family Reunification files received by ORAC	22	51	250	597
Family Reunification files returned to the Minister	26	54	201	474

Applications outstanding as at 30 September: 221

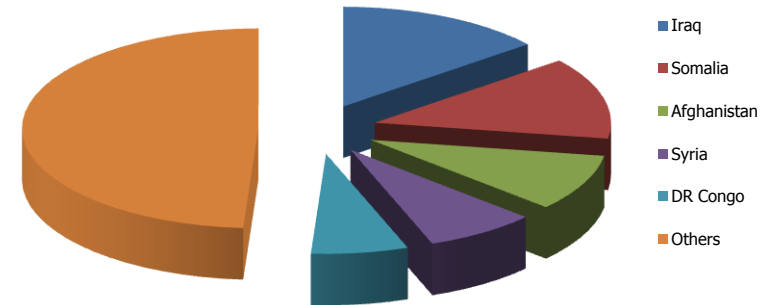
**Table 7 - Family Reunification files received [Top 5 Nationalities]**

Applications in 2016 (30/09)



Nationality	Applications	% of total
Somalia	37	14.8
Syria	32	12.8
Iraq	25	10.0
Afghanistan	18	7.2
Sudan	16	6.4
Others	122	48.8
Total	250	100.0

Applications in 2015 (30/09)



Nationality	Applications	% of total
Iraq	28	14.3
Somalia	26	13.3
Afghanistan	18	9.2
Syria	15	7.7
DR Congo	13	6.6
Others	96	49.0
Total	196	100.0